


HON

Accelerate[®]



WORKSTATIONS



ACCELERATE YOUR
SPEED OF BUSINESS

MAXIMIZE YOUR FREEDOM

Today's fast-paced companies have to be ready for anything. Accelerate is designed to adapt and grow at the speed of business. The thin profile and clean lines offer a range of aesthetic options to maximize design freedom. The versatile selection works great alone, or even better when combined with other HON products to maximize planning freedom. Accelerate your speed of business, and be ready for anything.



Shown with Voi® worksurfaces/supports/
storage, Nucleus® and Flock® seating.
Inspired by Seedling color palette.






Shown with Contain® storage, Voi worksurfaces/storage and Endorse® seating. Inspired by Midnight color palette.



Shown with Voi worksurfaces/storage/ supports and Lota® seating. Inspired by Diplomat color palette.



OPTIMIZE YOUR SPACE

Accelerate offers 72" panels, making it possible to configure a workstation with only two panels and a minimal number of components.

Fabric and glass stackers can be added to panels to customize workstation height and create an added level of privacy.

Voi storage and O-Leg supports complement Accelerate panels to create a contemporary, open environment.



A. 120-DEGREE WORKSURFACE

120-degree worksurfaces and connectors support a wide variety of workstation layouts, while surrounding users with the tools they need to succeed.

Shown with Contain and Flagship® storage, Preside® tables, Ignition® and Flock seating. Inspired by Autumn color palette.

ONE EASY DECISION

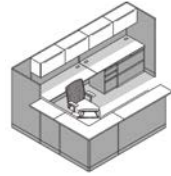
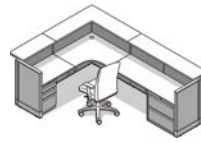
From reception areas to open environments to teaming spaces, Accelerate delivers a perfect fit. Designed to accommodate multiple configurations through a single solution, Accelerate provides design flexibility throughout each area of your space. The 120-degree connectors and worksurfaces put everything within reach, supporting a more efficient workspace. The optimized selection and versatile 72" panels use fewer parts, making it simple to plan, order, install and reconfigure.



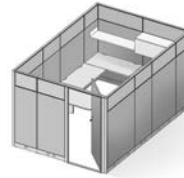
DEFINE YOUR SPACE

Accelerate offers multiple configurations from a single solution so you can adapt at the speed of business.

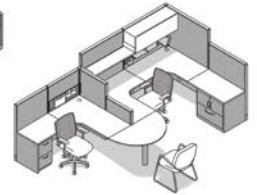
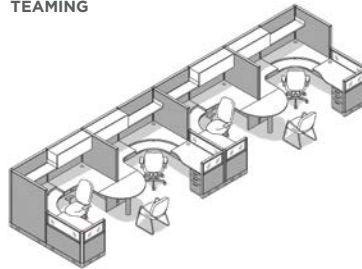
RECEPTION



MANAGER




TEAMING



OPEN





DEFINE YOUR SPACE

A. RECEPTION

The workplace is a reflection of your company's culture. Accelerate combines versatility and selection to create the right look and leave a lasting impression.

B. MANAGER

Add a swinging panel door to increase privacy and transform a workstation into a private office.

C. OPEN AND TEAMING

Clear frameless glass panels combine with a variety of work surface configurations to create an open and collaborative environment with access to natural light.



Shown with Flagship storage and Ignition seating. Inspired by Energy color palette.



Shown with Flagship storage and Endorse seating. Inspired by Meadow color palette.



Shown with Voi storage and Ignition seating. Inspired by Autumn color palette.



Shown with Voi storage and Ignition seating.
Inspired by Galaxy color palette.

STYLE THAT PERFORMS

Accelerate combines style, selection and quality construction to provide unparalleled value. Its high-performance design features thin profile glass panels, personal storage elements and a variety of worksurface options, all working together to provide value for years to come. Add in the confidence you'll receive from the HON Full Lifetime Warranty, and it's easy to see how Accelerate will quickly become one of your most valuable assets.



ATTENTION TO DETAIL

Accelerate is designed to work in a wide variety of spaces and support different work styles. Choose the elements you want and create a space that suits your individual needs.

A. FRAMELESS GLASS

Clear or frosted frameless glass provides clear sightlines and increases access to natural light.

B. STACKABLE PANELS

Stackable glass or fabric panels support limitless layout possibilities, up to 80"H. Stackers are load bearing.

C. PANELS

Accelerate panels are available in fabrics that complement any aesthetic, or in clear or frosted glass for increased natural light.

D. TRIM

Top cap, end cap and baserail trim support a clean and contemporary design aesthetic.

E. SCALLOP WORKSURFACE

Worksides are available in a variety of shapes and sizes to support countless configurations, and come standard with grommets or scallops that provide easy access to wiring.

F. TECHNOLOGY

Metal base rail supports quick access to data and power and keeps networking neatly concealed and organized.

FINISHES



Natural Maple



Harvest



Pinnacle



Bourbon Cherry



Cognac




Shaker Cherry



Mahogany



Mocha



Silver Mesh



Sheer Mesh



Brilliant White



Shown with Voi storage and Nucleus seating. Inspired by Academy color palette.

COORDINATE WITH ACCELERATE

Accelerate panels are compatible with other HON products, like Voi worksurfaces, Abound® overheads, and Flagship® or Brigade® personal storage. This adaptable design approach further expands planning options to create environments that are unified both aesthetically and functionally. The interchangeable components allow you to customize your space with a clean, contemporary look, and change your mind without changing your furniture.

Shown with Brigade storage and Lota seating. Inspired by Butterscotch color palette.



Shown with Flagship storage and Ignition seating. Inspired by Meadow palette.



THE BEST SELECTION - Need to create a custom look to match your environment? Voi storage components and Abound accessories pair with Accelerate panels to deliver a refined aesthetic and added level of customization.



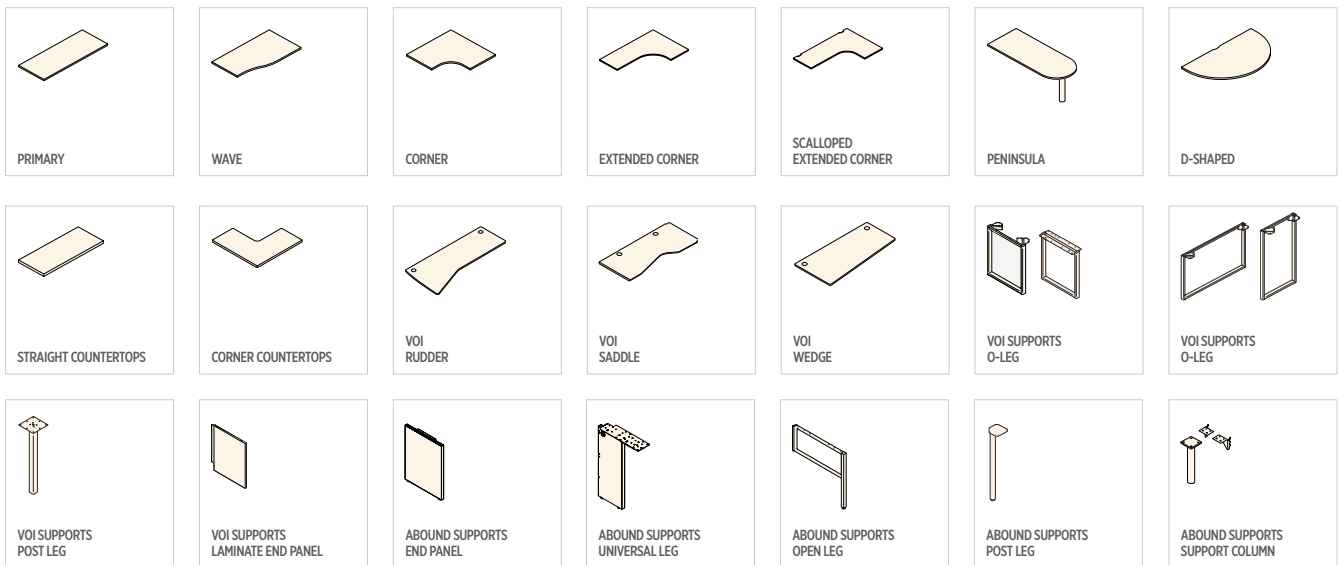
Shown with Voi storage and Nucleus seating. Inspired by Galaxy color palette.



PANELS



WORKSURFACES



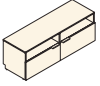
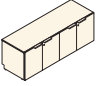
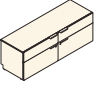




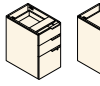
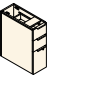
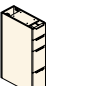




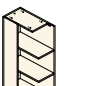
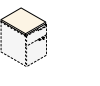
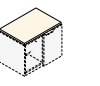




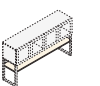
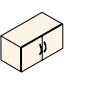
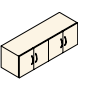




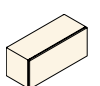
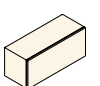
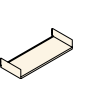




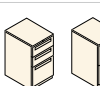
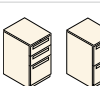
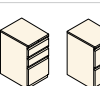



ACCESSORIES





STORAGE

						
VOI LOW CREDENZA OPEN	VOI LOW CREDENZA LH DRAWER	VOI LOW CREDENZA OPEN TOP	VOI LOW CREDENZA 4 STORAGE DOORS	VOI LOW CREDENZA 2 FILE / 2 BOX	VOI MOBILE CREDENZA	VOI MOBILE PEDESTAL
						
VOI STORAGE TOWER PERSONAL	VOI STORAGE TOWER 50\" & 65\" WARDROBE	VOI BOX/BOX/FILE & FILE/FILE PEDESTAL	VOI NARROW BOX/BOX/FILE PEDESTAL	VOI STANDING HEIGHT PEDESTAL	VOI STANDING HEIGHT TOWER	VOI 2-HIGH LATERAL FILE
						
VOI FILE CENTER	VOI BOOKCASE SUPPORT	VOI STANDING HEIGHT SUPPORT STORAGE	VOI PEDESTAL CUSHION	VOI CREDENZA CUSHION	VOI OVERHEAD CABINET WITH SLIDING DOOR	VOI OVERHEAD CABINET WITH DOORS
						
VOI OVERHEAD CABINET WITH MIXED MATERIAL DOORS	VOI O-LEG SUPPORT FOR OVER- HEAD CABINET: 50\" & 65\"	VOI SHELF FOR OVERHEAD CABINET	ABOUND METAL OVERHEAD CABINET WITH DOORS	ABOUND LAMINATE OVERHEAD CABINET WITH DOORS	ABOUND OPEN STORAGE CABINET	ABOUND OPEN STORAGE CABINET
						
ABOUND OVERHEAD CABINET	ABOUND OPEN SHELF	ACCELERATE FLIPPER DOOR OVERHEAD CABINET ETA OR FULLY ASSEMBLED	ACCELERATE RECEDING DOOR OVERHEAD CABINET	ACCELERATE PANEL MOUNT- ED SHELVES ETA OR FULLY ASSEMBLED	STANDARD HEIGHT MOBILE PEDESTAL BOX/BOX/FILE & FILE/FILE	STANDARD HEIGHT FREESTANDING PEDESTAL BOX/BOX/FILE & FILE/FILE
						
FLAGSHIP UNIVERSAL MOBILE PEDESTAL BOX/BOX/FILE & FILE/FILE	FLAGSHIP UNIVERSAL FREESTANDING PEDESTAL BOX/BOX/FILE & FILE/FILE	FLAGSHIP STANDARD HEIGHT MOBILE PEDESTAL BOX/BOX/FILE & FILE/FILE	FLAGSHIP STANDARD HEIGHT FREESTANDING PEDESTAL BOX/BOX/FILE & FILE/FILE	BRIGADE STANDARD HEIGHT MOBILE PEDESTAL BOX/BOX/FILE & FILE/FILE	BRIGADE STANDARD HEIGHT FREESTANDING PEDESTAL BOX/BOX/FILE & FILE/FILE	

GET DOWN TO BUSINESS

Combining quality, versatility, clean aesthetics and affordable pricing, Accelerate delivers the value that helps companies get down to business smarter, faster and easier than ever before.

HON®

The HON Company
200 Oak Street, Muscatine, IA 52761
800.833.3964 | hon.com

© 2016 The HON Company. Form No. H4796 (7/16)
To view the registered and unregistered trademarks owned and used by The HON Company, visit hon.com/protected-marks. Models, upholstery and finishes are subject to change without notice.

